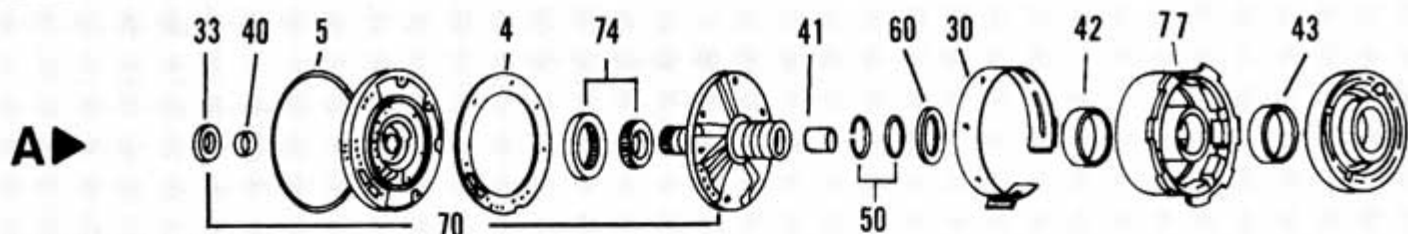


TRANSMISIONES AUTOMATICAS	CHRYSLER
A404 [30TH] / A413 A470/A670 [31TH]	TRACCION DELANTERA

CHRYSLER |NEON | SHELBY | SHADOW
404 [1.7L] 413 [2.2L 470 [2.6L] 670 [1987/UP CON L/U
CHRYSLER [EXC."K"] HORIZON, OMNI CON 1.7L.....
1978/82
CHRYSLER "K" ACCLAIM, ARIES, CARAVELLE
E CLASS, LASER, LANCER, LEBARON, TC3, TURISMO
NEW YORKER, RAMPAGE, RELIANT, 024, SCAMP.
CARAVAN,DAYTONA,DYNASTY, MINI-VAN,400,600,
CHARGER, SHADOW, SARATOGA, SPIRIT, SUNDANCE,
TRAILDUSTER,TOWN & COUNTRY,
VOYAGER1981/UP
IMPORTADOS : ALPINE SX, CELESTE,SIMCA, SOLARA,
SHELBI, 1400GLX, FIAT-
14S1978/81
NEON
[A670]1995/UP
TODOS: CON MOTORES VARIOS; INCLUYE: 2.2L, 2.5L,2.6L,3.0L,3.6L




A404 [30TH] A403
A470/A670 [31TH]

FRONT PUMP

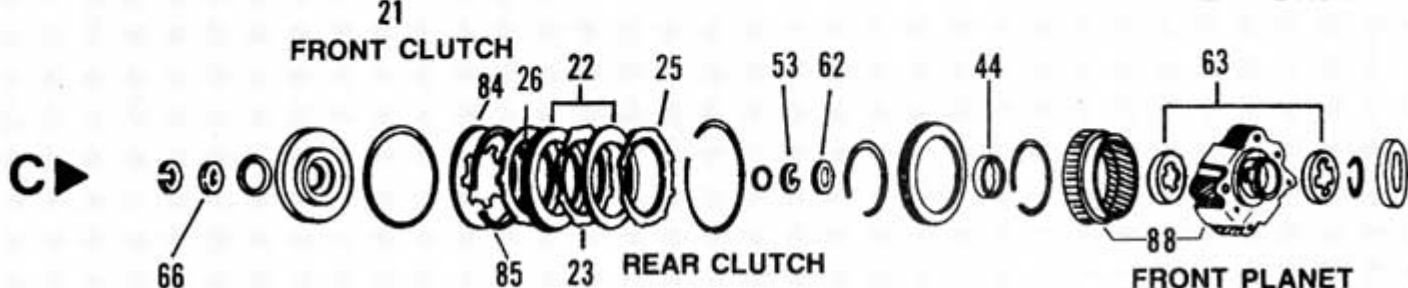
FRONT BAND

FRONT DRUM



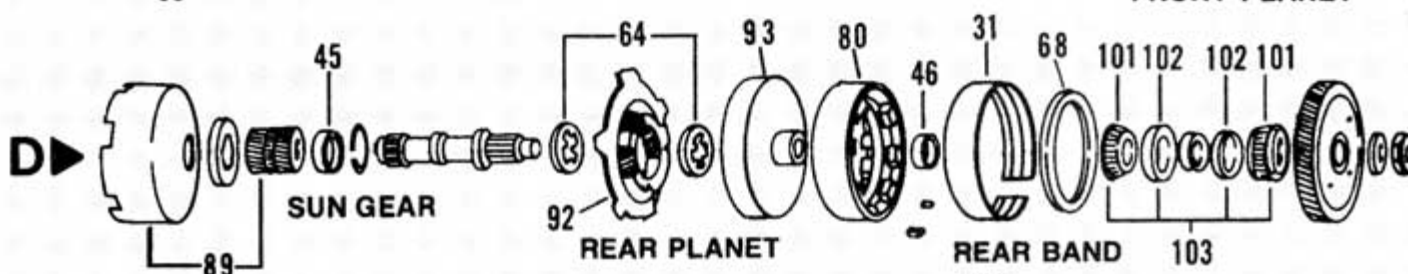
INPUT SHAFT

REAR DRUM



REAR CLUTCH

FRONT PLANET

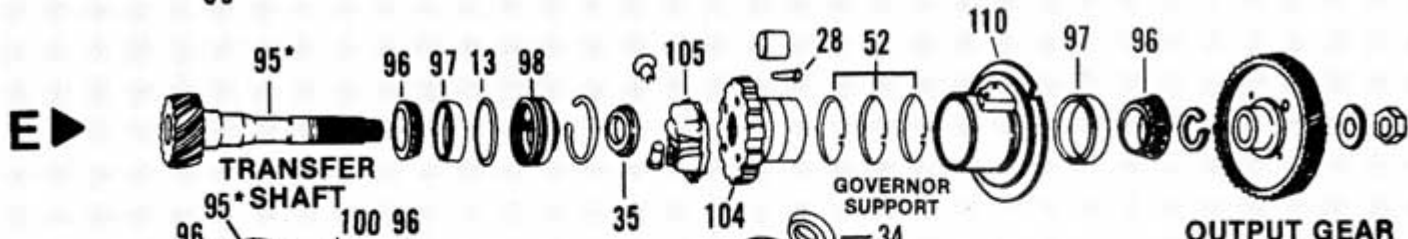


SUN GEAR

REAR PLANET

REAR BAND

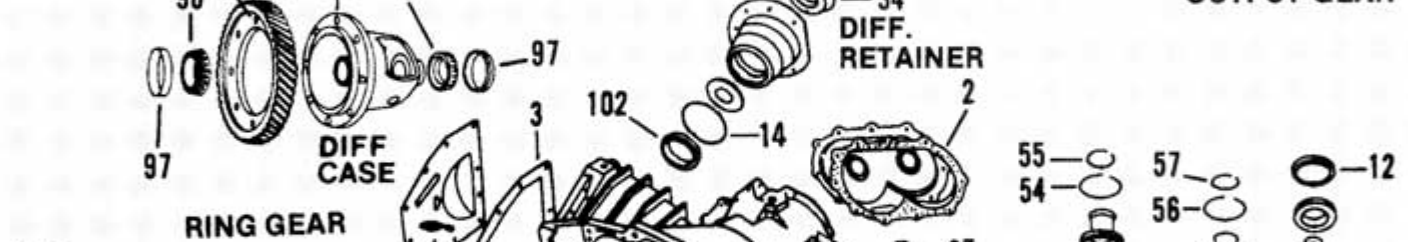
OUTPUT GEAR



TRANSFER SHAFT

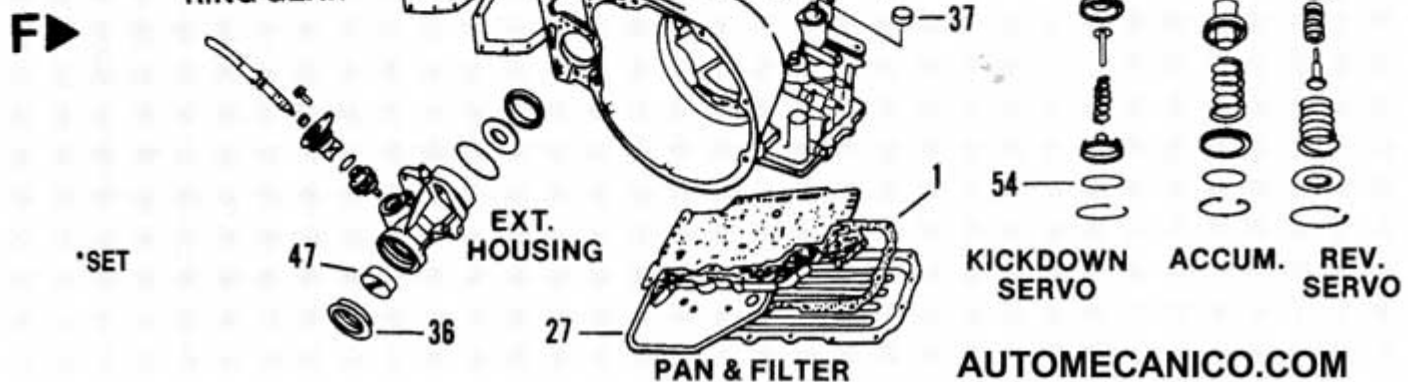
GOVERNOR SUPPORT

DIFF. RETAINER



RING GEAR

DIFF CASE



EXT. HOUSING

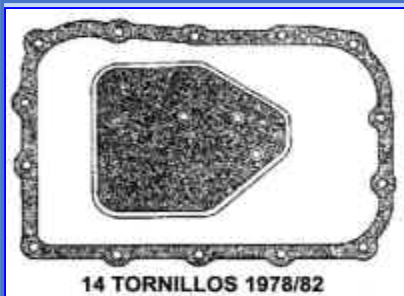
PAN & FILTER

KICKDOWN SERVO

ACCUM.

REV. SERVO

AUTOMECHANICO.COM



14 TORNILLOS 1978/82



14 TORNILLOS 1983/ UP DEEP PAN



TRACCION DELANTERA